



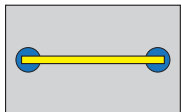
ANVER'S Standard Vacuum Lifters offer efficient material handling solutions by promoting functionality, safety, and ergonomic operations for a wide variety of applications and materials. Standard lifting frames are built to order from stock using modular components, so there are hundreds of possible combinations depending on the vacuum generator, beam, crossarms, and vacuum cups selected.

Basic features on ANVER's Standard Horizontal Vacuum Lifters include: vacuum leakage sensor and warning system; attach/release slide valve with safety lock; and locking hand knobs on the adjustable vacuum pad, slide assemblies, and crossarms (when applicable).

ANVER Vacuum Lifters comply fully with and meet the standards of US ANSI ASME Standard B30.20 for below-the-hook lifting devices, as well as complying with OSHA and most European requirements.

The L300M2-61, -86, and -110 two-pad lifting frames are ideal for handling steel sheets with a capacity up to 3000 lb (1361 kg). The type of vacuum lifter – Mechanical, Air, or Electric – paired with the number of pads used will depend on your application needs. Foam pads are not available for mechanical vacuum generators.

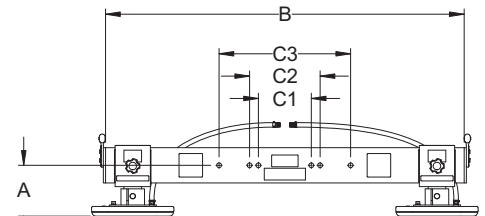
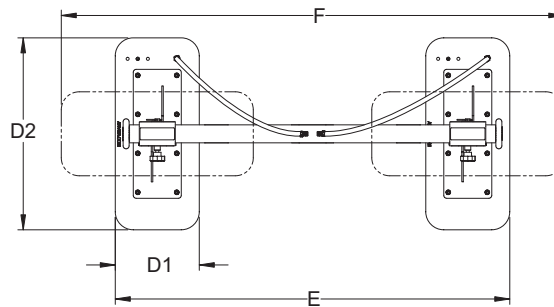
\*Lifting frame shown with vacuum generator and/or optional accessories, not included.



Vacuum pads in fully extended position to handle maximum plate size.



Vacuum pads moved inwards to handle shorter plate.



Lifting Frame Number	L400M2-61FP	L400M2-86FP
Rated Load Capacity [lbs (kg)]	4000 (1814)	4000 (1814)
Unit Weight [lbs (kg)]	202 (92)	227 (103)
A Pad Width [in. (mm)]	14 x 32 (356 x 813)	14 x 32 (356 x 813)
B Lifting Frame Headroom [in. (mm)]	9 (229)	9 (229)
C Beam Length [in. (mm)]	61 (1549)	86 (2184)
D1 Standard Hardware Mtg. Centers [in. (mm)]	9 (229)	9 (229)
D2 Inner Alternate Hardware Mtg. Centers [in. (mm)]	12 (305)	12 (305)
D3 Outer Alternate Hardware Mtg. Centers [in. (mm)]	22.38 (568)	22.38 (568)
E Perpendicular Config. Outer Pad Distances Max. [in. (mm)]	69 (1753)	94 (2388)
E Perpendicular Config. Outer Pad Distances Min. [in. (mm)]	45 (1143)	45 (1143)
F Parallel Config. Outer Pad Distances Max. [in. (mm)]	87 (2210)	112 (2845)
F Parallel Config. Outer Pad Distances Min. [in. (mm)]	65 (1651)	65 (1651)
Maximum Sheet Size [ft (M)]	8 x 6 (2.4 x 1.8)	12 x 6 (3.7 x 1.8)
Seal Number	FR140320	FR140320