



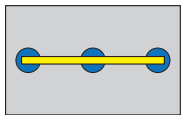
ANVER'S Standard Vacuum Lifters offer efficient material handling solutions by promoting functionality, safety, and ergonomic operations for a wide variety of applications and materials. Standard lifting frames are built to order from stock using modular components, so there are hundreds of possible combinations depending on the vacuum generator, beam, crossarms, and vacuum cups selected.

Basic features on ANVER's Standard Horizontal Vacuum Lifters include: vacuum leakage sensor and warning system; attach/release slide valve with safety lock; and locking hand knobs on the adjustable vacuum pad, slide assemblies, and crossarms (when applicable).

ANVER Vacuum Lifters comply fully with and meet the standards of US ANSI ASME Standard B30.20 for below-the-hook lifting devices, as well as complying with OSHA and most European requirements.

The L220M3-61, -86, and -110 three-pad lifting frames are ideal for handling carbon steel and stainless steel sheets and plates with a capacity up to 2200 lb (998 kg). The type of vacuum lifter – Mechanical, Air, or Electric – paired with the number of pads used will depend on your application needs. Foam pads are not available for mechanical vacuum generators.

*Lifting frame shown with vacuum generator and/or optional accessories, not included.



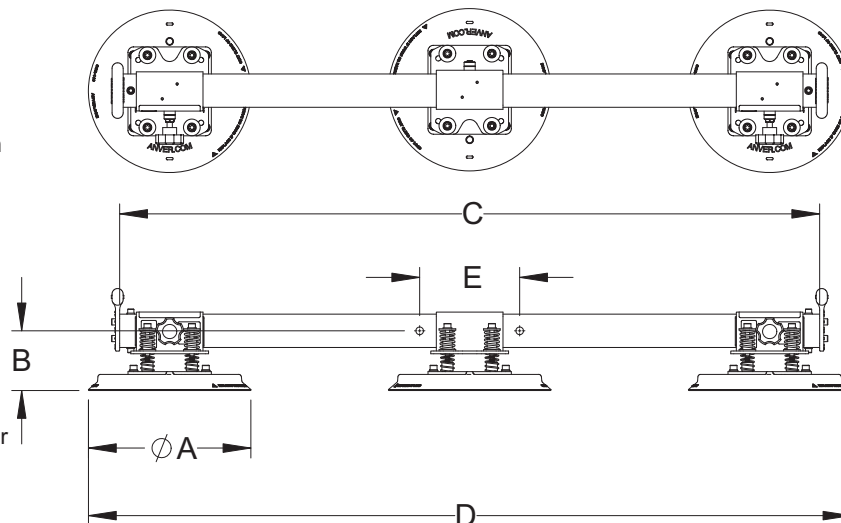
Vacuum pads in maximum position to handle maximum plate size.



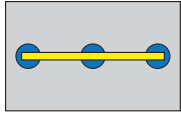
Vacuum pads moved inwards to handle minimum plate size.



Center vacuum pad (1/3 capacity) used for short, narrow plates. Outer pads provided with shut-off valves.



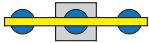
Lifting Frame Number	L220M3-61	L220M3-86	L220M3-110
Rated Load Capacity [lbs (kg)]	2200 (998)	2200 (998)	2200 (998)
Unit Weight [lbs (kg)]	152 (69)	183 (83)	230 (104)
A Pad Size [in. (mm)]	15 (381)	15 (381)	15 (381)
B Lifting Frame Headroom [in. (mm)]	5.5 (140)	5.5 (140)	5.5 (140)
C Beam Length [in. (mm)]	63 (1600)	88 (2235)	112 (2845)
D Pad Distances Maximum [in. (mm)]	69 (1753)	94 (2388)	118 (2997)
D Pad Distances Minimum [in. (mm)]	45 (1143)	45 (1143)	45 (1143)
E Hardware Mounting Centers [in. (mm)]	9 (229)	9 (229)	9 (229)
Maximum Sheet Size [ft (M)]	7 x 6 (2.1 x 1.8)	10 x 6 (3.0 x 1.8)	12 x 6 (3.7 x 1.8)
Seal Number	SSR-146	SSR-146	SSR-146



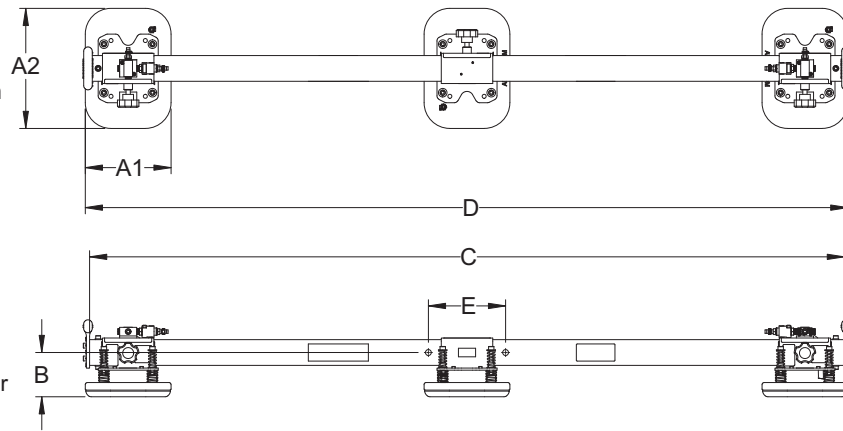
Vacuum pads in maximum position to handle maximum plate size.



Vacuum pads moved inwards to handle minimum plate size.



Center vacuum pad (1/3 capacity) used for short, narrow plates. Outer pads provided with shut-off valves.



Lifting Frame Number	L220M3-61FP	L220M3-86FP	L220M3-110FP
Rated Load Capacity [lbs (kg)]	2200 (998)	2200 (998)	2200 (998)
Unit Weight [lbs (kg)]	125 (57)	145 (66)	200 (91)
A Pad Size [in. (mm)]	10 x 19 (254 x 483)	10 x 19 (254 x 483)	10 x 19 (254 x 483)
B Lifting Frame Headroom [in. (mm)]	5.6 (142)	5.6 (142)	5.6 (142)
C Beam Length [in. (mm)]	63 (1600)	88 (2235)	112 (2845)
D Pad Distances Maximum [in. (mm)]	63 (1600)	88 (2235)	112 (2845)
D Pad Distances Minimum [in. (mm)]	31 (787)	31 (787)	31 (787)
E Hardware Mounting Centers [in. (mm)]	9 (229)	9 (229)	9 (229)
Maximum Sheet Size [ft (M)]	7 x 6 (2.1 x 1.8)	10 x 6 (3.0 x 1.8)	12 x 6 (3.7 x 1.8)
Seal Number	FR100190	FR100190	FR100190