

ANVER Vacuum Suction Cups can be mounted to most vacuum systems using Spring Loaded Suspension Assemblies. These are high quality, well finished and designed for high speed automation applications. Adjustable bulkhead fittings mount to almost any lifting frame while a variety of tube fittings are available to connect to the vacuum generating system. These mounting systems act as extensions while providing support while handling a load. ANVER Vacuum Suction Cups can be mounted to most vacuum systems using spring-loaded suspension assemblies.

ANVER's SLSA-2 Series connects to a vacuum system via G 1/8" NPS (fits into 1/8" NPT) male thread. For 5 mm, 10-32 UNF threads, use the SLSA-1 Series.






ANVER can adapt these vacuum cup suspensions to your particular needs with tube fittings, mini-vacuum generators, sensing valves, and custom adapters. Please contact the technical sales department at ANVER for assistance.



Advantages of Suspension Assemblies

- Reduce machine indexing when picking up material from a stack
- Compensate for variations in object height and offer a soft touch attach
- Minimize shock and noise to an object and machine
- Provide consistent cup pressure on each pick-up, which increases cup life
- Easy way for vacuum cup and vacuum lines to interface with machine tooling
- Suspensions marked non-rotating or rotating have a set screw which goes up and down the outside of the machined tube in a slot. To make them rotate, simply remove the small set screw.

Components	Materials	
	Rotating	Non-Rotating
Suspension Tube	Nickel-Plated Steel	Nickel-Plated Steel
Springs	Stainless Steel	Stainless Steel
Bulkhead Thread	Nickel-Plated Brass	Stainless Steel
Panel Nuts	Nickel-Plated Brass	Stainless Steel

Part Number	SLSA-210NR Non-Rotating or Rotating	A-3350069 Rotating	SLSA-230NR Non-Rotating or Rotating	SLSA-250NR Non-Rotating or Rotating	SLSA-270NR Non-Rotating or Rotating
Product Photo					
Connection Thread Size	G 1/8" male	G 1/8" male	G 1/8" male	G 1/8" male	G 1/8" male
Travel [in. (mm)]	0.39 (10)	0.79 (20)	1.18 (30)	1.97 (50)	2.76 (70)
Height [in. (mm)]	1.88 (48)	3.15 (80)	3.45 (88)	4.99 (127)	6.6 (168)
Required Panel Hole Diameter [in. (mm)]	0.63 (16)	0.63 (16)	0.63 (16)	0.63 (16)	0.63 (16)
Maximum Panel Thickness [in. (mm)]	0.62 (16)	1.06 (27)	0.62 (16)	0.62 (16)	0.62 (16)
Weight [Grams]	70.9	76	92.1	113.4	136.5